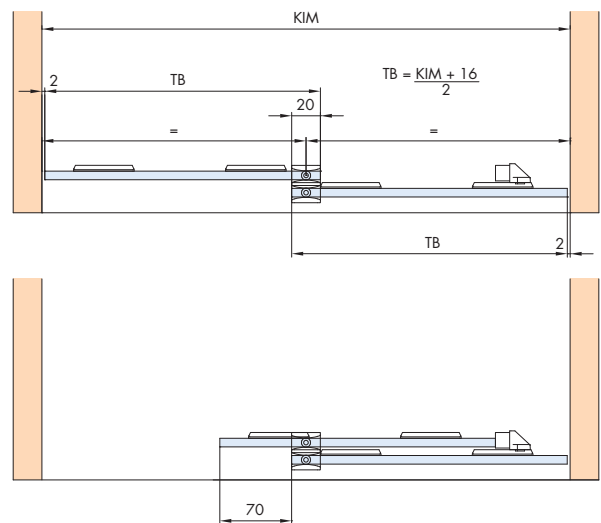
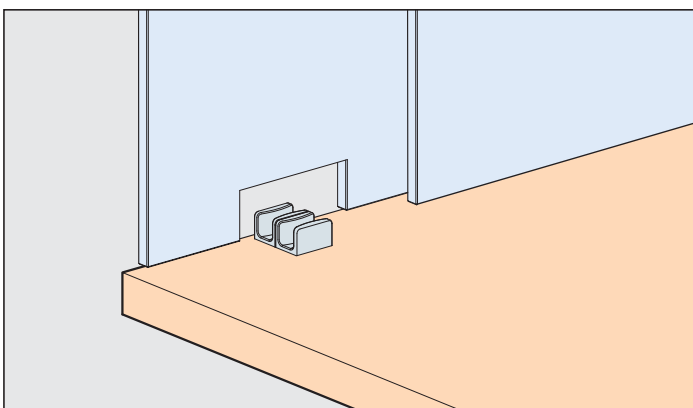


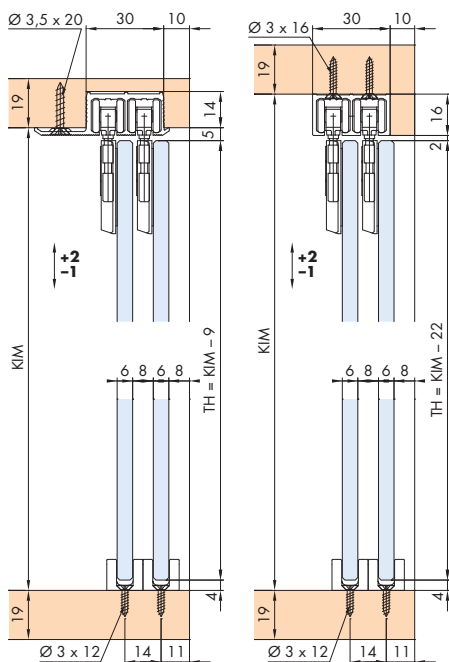
**System: Laufschiene eingetütet oder aufgeschraubt, keine Nut im Boden, ohne Blende, Laufwerk geklebt, für 2 Glastüren bis 16 kg. Design Inslide**

System: Runnig track groove or surface mounted, no groove in the floor, without panel, running gear glued, for 2 glass doors up to 16 kg. Design Inslide

Sistema: Binario di scorrimento incastrato in scanalatura o avvitato, nessuna scanalatura nel fondo, senza frontale, carello incollato, per 2 ante in cristallo fino a 16 kg. Design Inslide



## Einbaubeispiele/Mounting examples/Esempi di montaggio



### Wichtig/Important/Importante

Beschlag einsetzbar mit ESG Floatglas, ESG Satinato, ESG mit keramischem Siebdruck, Doppelspiegel oder VSG Gläser. (ESG = Einscheibensicherheitsglas / VSG = Verbund-sicherheitsglas)

Fitting can be used in combination with ESG float glass, ESG satinato glass, ESG with ceramic screen printing, double mirror or laminated glass. (ESG = tempered safety glass)

Ferramenta impiegabile con cristallo float ESG, ESG satinato, ESG con serigrafia ceramica, specchio doppio o cristalli VGS. (ESG = cristallo di sicurezza monolastra / VSG = cristallo di sicurezza stratificato)

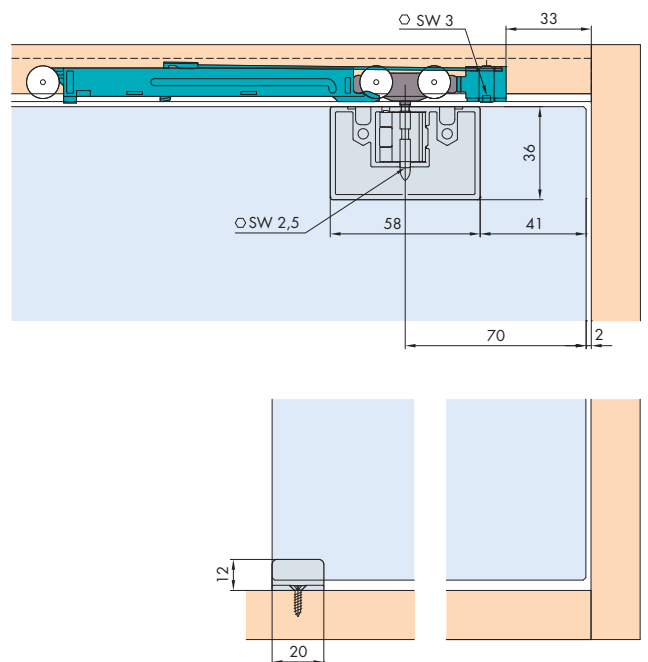
### Klebstoff-Empfehlungen:

Recommended adhesive

Colla consigliata:

• PENLOC TYP GTI / GZH

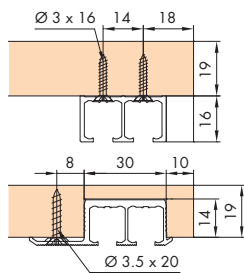
📖 66



Dämpfung optional/Soft close optional/Ammortizzatore opzionale 📖 60/61

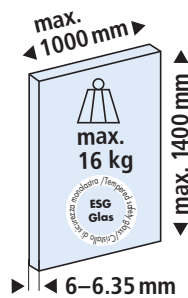
Glasempfehlung/Glass recommendation/Suggerimento per il cristallo 📖 68

**Befestigungsvarianten/Mounting options/Varianti di fissaggio**




**E zum Aufschrauben**  
for surface mounting with screws  
da avvitare esternamente

**F zum Schrauben**  
for screw fixing  
da avvitare



**Türgewichte**  
Door weights  
Pesi ante **69**



**Garnituren / Sets / Guarniture**

<b>2</b> Türen Doors Ante		<b>No. 053.3313.071</b>	
		4x	2x
		4x	2x
		1x	

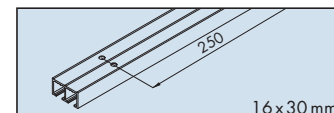
**Zubehör/Accessories/Accessori**

**E Doppelaufschiene Alu eloxiert, gelocht, zum Aufschrauben**  
Double running track aluminium anodized, pre-drilled, surface mounted  
Binario di scorrimento doppio in alluminio, anodizzato, forato, da avvitare esternamente

Gr./Size

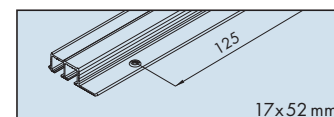
Art. No.

2500 mm 053.3247.250  
3500 mm 053.3247.350  
6000 mm 053.3247.600



**F Doppelaufschiene Alu, gelocht, zum Schrauben**  
Double running track aluminium, pre-drilled, for screw fixing  
Binario di scorrimento doppio in alluminio, forato, da avvitare

2500 mm 053.3248.250  
3500 mm 053.3248.350  
6000 mm 053.3248.600



**Penloc GTI, Kleber**

Penloc GTI, adhesive  
Penloc GTI, adesivo

098.0026.000

