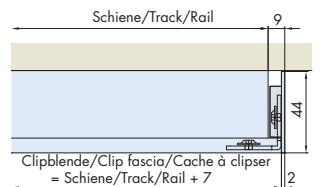
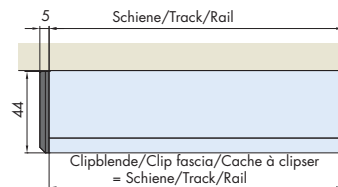
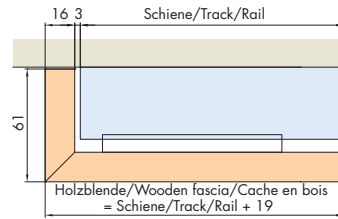
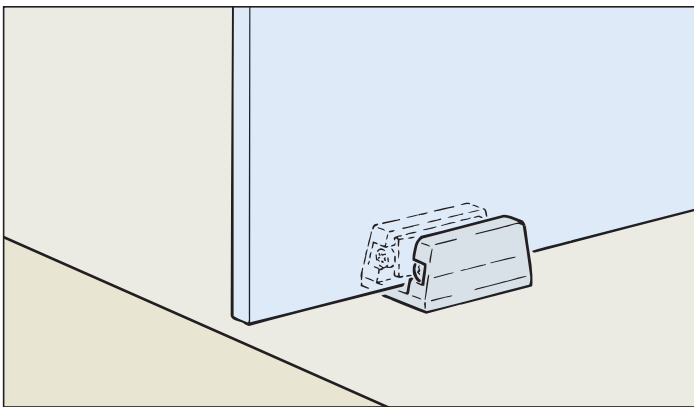


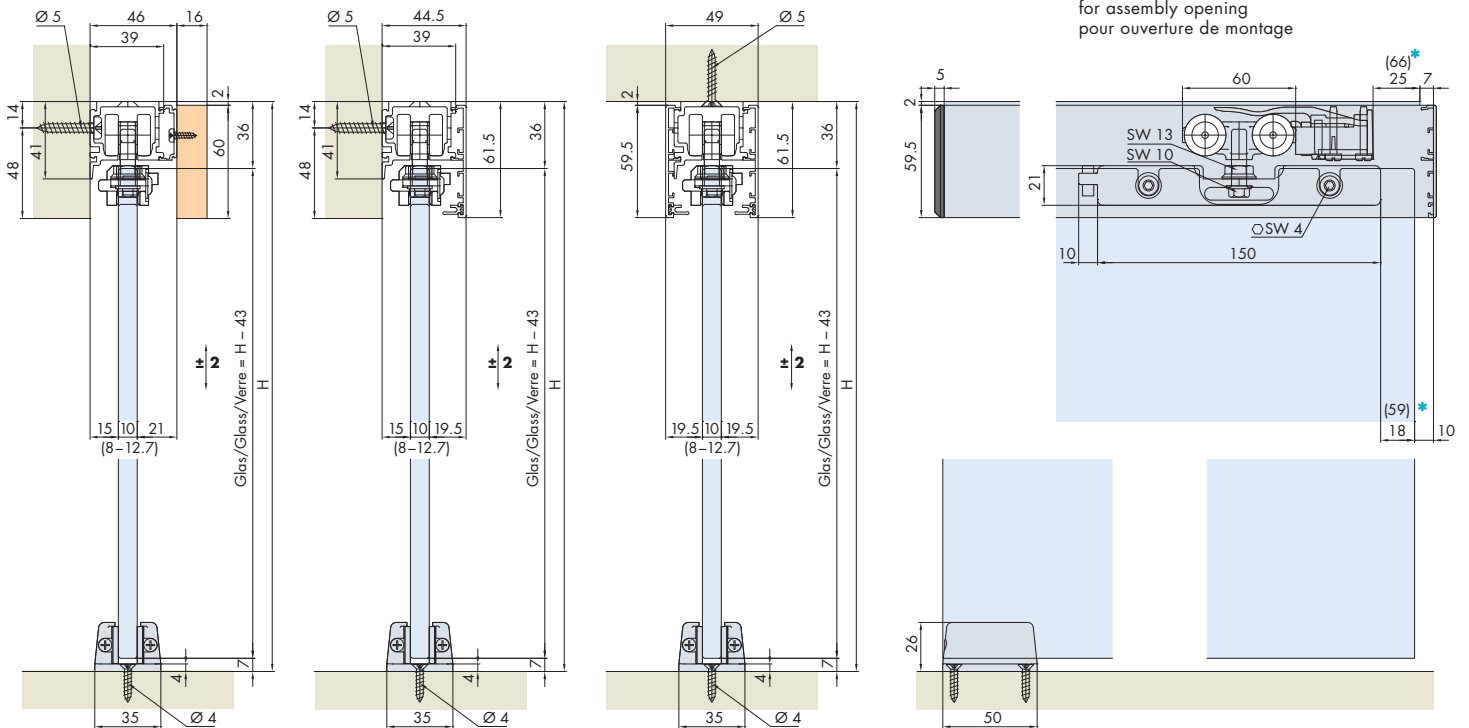
System: Combi-Laufschiene, Wand- oder Deckenmontage, Einbauhöhe 60 mm, für 1 Glastüre bis 100 kg. Design Alu-Blenden zu Laufschiene

System: Combi running track, wall or ceiling mounting, installation height 60 mm, for 1 glass door up to 100 kg. Design aluminium panels for running track

Système: Rail de roulement Combi, montage mural ou au plafond, hauteur d'installation 60 mm, pour 1 porte en verre jusqu'à 100 kg. Design caches en alu pour rail de roulement



Einbaubeispiele / Mounting examples / Exemples de montage

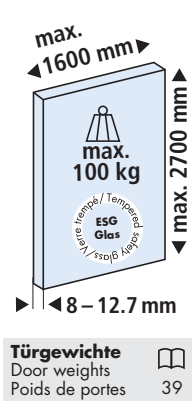
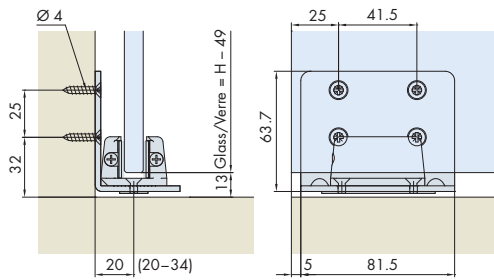


Türbearbeitung = rote Zahlen / Dimensions and drillings for door = red numbers / Traitement de portes = chiffres rouges

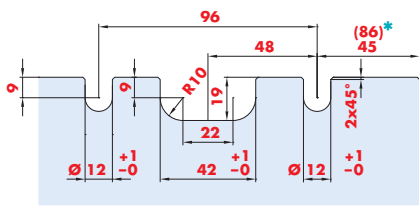
Sonderzubehör / Special accessories / Accessoires spéciaux: 36

Technische Daten / Technical data / Caractéristiques techniques: 39

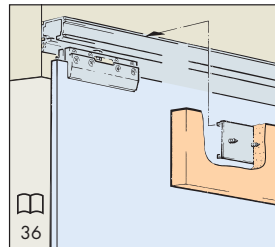
Einbauvariante / Mounting version / Variante de montage



Glasbearbeitung / Machining of the glass / Usage du verre



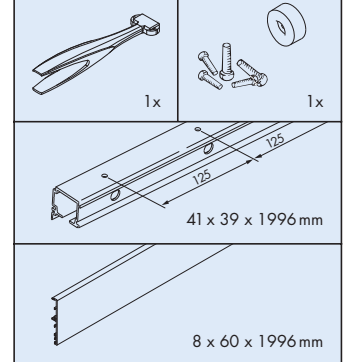
* bei Montageöffnung for assembly opening pour ouverture de montage



Garnituren / Sets / Garnitures

1 Türe Door Porte	No. 057.3153.071 No. 057.3153.075	1 Türe Door Porte	No. 057.3155.071
2x	2x	2x	2x
1x	1x	1x	1x
1x	1x	1x	1x

- **farblos eloxiert**
plain anodized
anodisé couleur argent
- **schwarz**
black
noir
- ◆ **Roh**
Raw
Brut

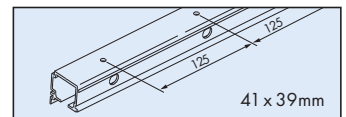


Zubehör / Accessories / Accessoires

Combi-Laufschiene, Alu gelocht

Combi running track, aluminium pre-drilled
Rail de roulement, en alu perforé

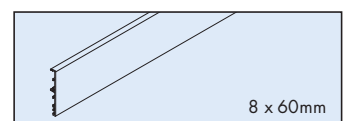
Gr./Size	Art. No.
◆ 2000 mm	057.3048.200
◆ 2500 mm	057.3048.250
● 2500 mm	057.3048.255
◆ 3500 mm	057.3048.350
● 3500 mm	057.3048.355
◆ 6000 mm	057.3048.600



Design-Blende, Alu eloxiert, zu Combi-Laufschiene

Design clip panel, aluminium anodized, for combi running track
Cache design, en alu anodisé, pour rail de roulement

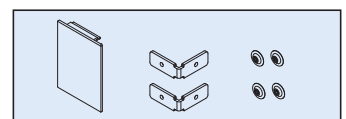
■ 2500 mm	042.3004.250
● 2500 mm	042.3004.255
■ 3500 mm	042.3004.350
● 3500 mm	042.3004.355
■ 6000 mm	042.3004.600



Blendenendstück-Set zu 042.3004, Alu eloxiert, Deckenmontage

Panel end component set for 042.3004, aluminium anodized, ceiling mounting
Jeu d'extrémités de cache pour 042.3004, alu anodisé, montage plafond

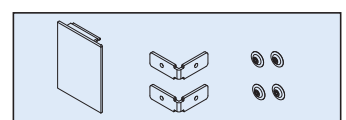
■ 49 mm	042.3028.071
● 49 mm	042.3028.051



Blendenendstück-Set zu 042.3004, Alu eloxiert, Wandmontage

Panel end component set for 042.3004, aluminium anodized, wall mounting
Jeu d'extrémités de cache pour 042.3004, alu anodisé, montage mural

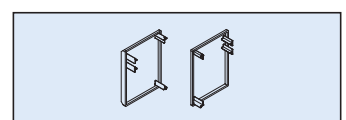
■ 44 mm	042.3028.074
● 44 mm	042.3028.054



Endkappen-Set zu 042.3004, Kunststoff anthrazit, Wandmontage

End cap set for 042.3004, plastic anthracite, wall mounting
Jeu d'embouts de cache pour 042.3004, plastique anthracite, montage mural

44 mm	057.3154.071
-------	--------------



Sichtschutzdichtung, Kunststoff schwarz, in Rollen 20m

Screening seal, plastic black, in coils
Joint pare-vue, plastique noir, en rouleaux

20 m	057.3078.002
------	--------------

