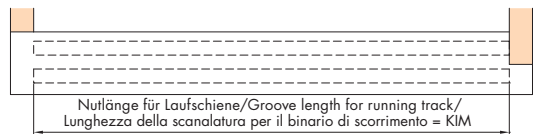
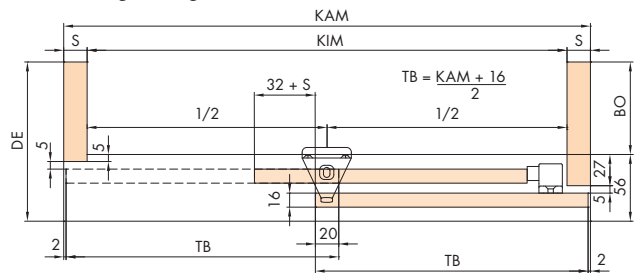
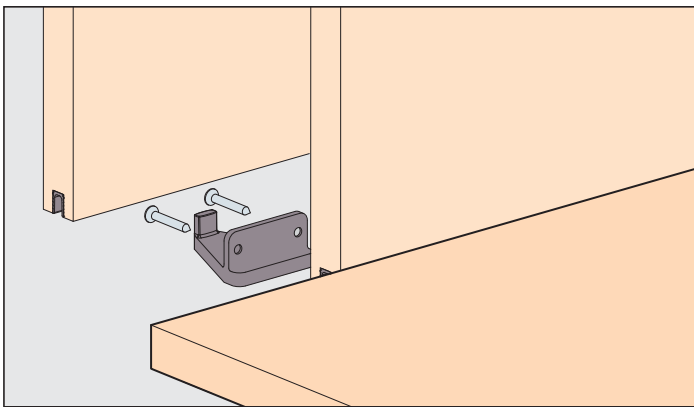


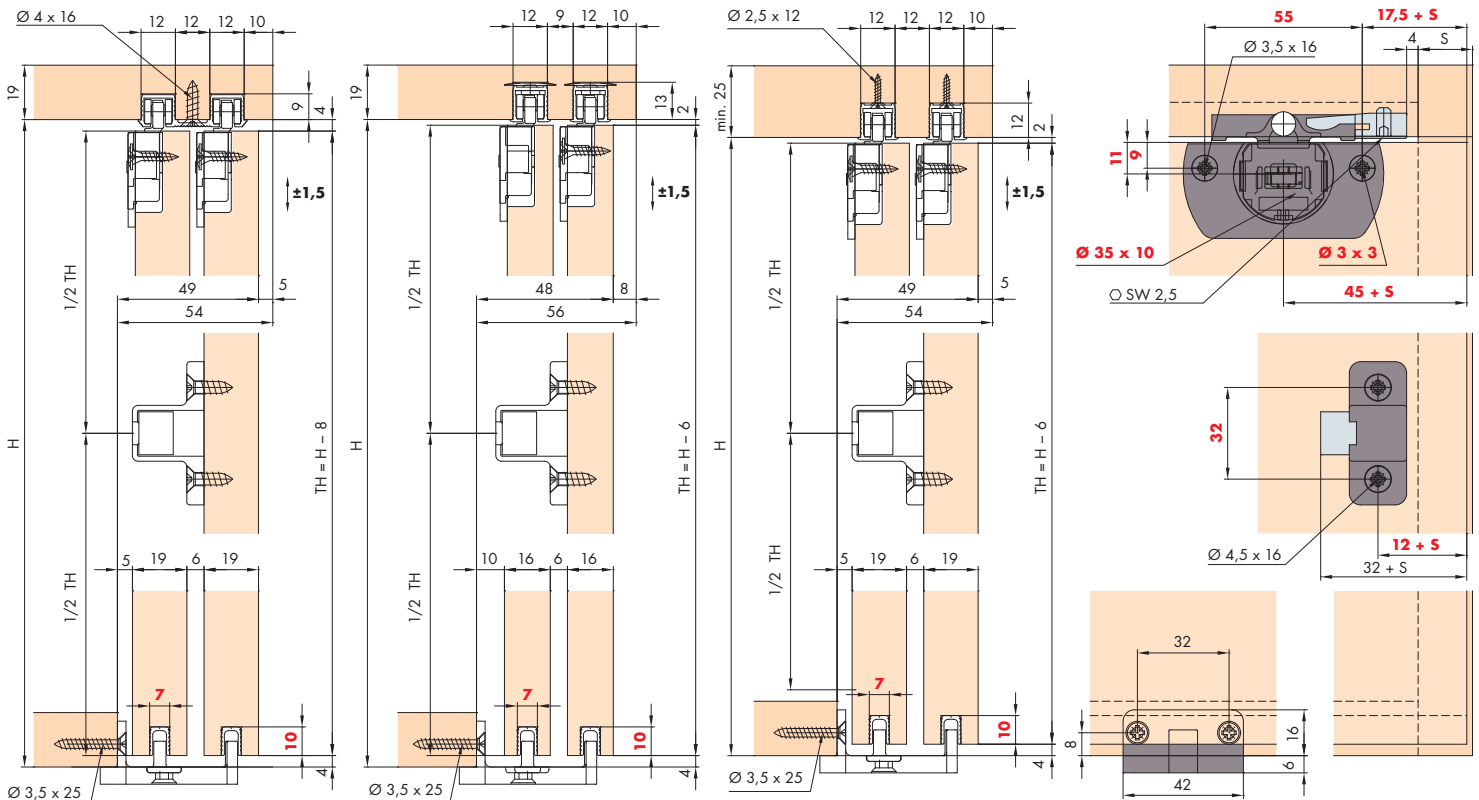
System: Laufschiene eingetuet oder aufgeschraubt, keine Nut im Boden, ohne Blende, Clip-Laufwerk mit Finger-Justierrad, für 2 Holztüren bis 15 kg. Design Mixslide

System: Running track groove or surface mounted, no groove in the floor, without panel, clip-on running gear with thumbwheel adjuster, for 2 wooden doors up to 15 kg. Design Mixslide

Sistema: Binario di scorrimento incastrato in scanalatura o avvitato, nessuna scanalatura nel fondo, senza frontale, carello a clip con ruota di regolazione con movimento del dito, per 2 ante in legno fino a 15 kg. Design Mixslide

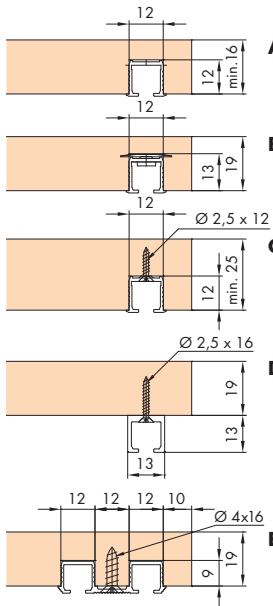


Einbaubeispiele/Mounting examples/Esempi di montaggio



Türbearbeitung = rote Zahlen/Dimensions and drillings for doors = red numbers/Lavorazione ante = numeri rossi

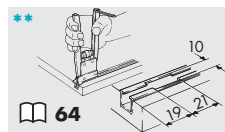
Befestigungsvarianten/Mounting options/Varianti di fissaggio



- A zum Verstemmen oder Kleben**
for press fitting or glue fixing
da presellare o incollare
- B mit Drehriegel (nicht für Hartholz/MDF)**
with swivel lug (not for hard wood/MDF)
con blocco girevole (non utilizzabile su legno duro/MDF)
- C zum Schrauben**
for screw fixing
da avvitare
- D zum Aufschrauben**
for surface mounting with screws
da avvitare esternamente
- E zum Schrauben**
for screw fixing
da avvitare



Türgewichte
Door weights
Pesi ante **69**



Bei zurückversetzter Seitenwand Stopper/Türmitnehmer unten setzen
With set back side panel, place stopper/door follower at the bottom
Con fianco spostato indietro posizionare il fermo/trascinatore anta in basso

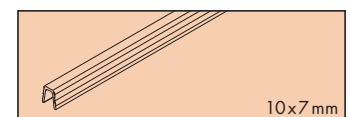
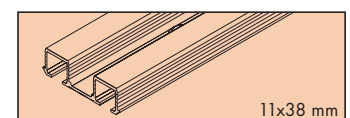
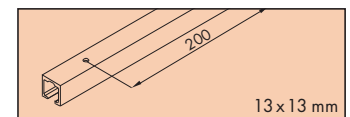
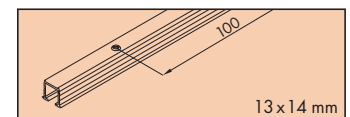
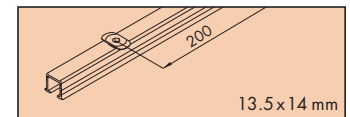
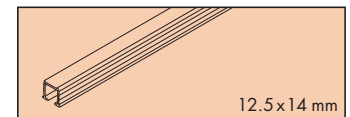
65

Garnituren / Sets / Guarniture

| | | | |
|---------------------------------|----|-------------------------|----|
| 2 Türen Doors Ante | | No. 053.3115.073 | |
| | 4x | | 2x |
| | 4x | | 1x |
| | 2x | | 1x |
| | | | |

Zubehör / Accessories / Accessori

| | Gr./Size | Art. No. |
|-----------------------------------------------------------------------------------------------------------------------------------------------------------------------------------------------------------------------------------------------------------------------|-----------|--------------|
| A Einfachlaufschiene Alu, zum Verstemmen oder Kleben Single running track aluminium, for press fitting or glue fixing Binario di scorrimento semplice in alluminio, da presellare o incollare | 2500 mm | 053.3007.250 |
| | 3500 mm | 053.3007.350 |
| | 6000 mm | 053.3007.600 |
| B Einfachlaufschiene Alu, mit Drehriegel Single running track aluminium, with swivel lug Binario di scorrimento semplice in alluminio, con blocco girevole (nicht für Hartholz/MDF, not for hard wood/MDF, non utilizzabile su legno duro/MDF) | 2500 mm** | 053.3008.250 |
| | 3500 mm** | 053.3008.350 |
| | 6000 mm | 053.3008.600 |
| C Einfachlaufschiene Alu, gelocht, zum Schrauben Single running track aluminium, pre-drilled, for screw fixing Binario di scorrimento semplice in alluminio, forato, da avvitare | 2500 mm** | 053.3009.250 |
| | 3500 mm** | 053.3009.350 |
| | 6000 mm | 053.3009.600 |
| D Einfachlaufschiene Alu eloxiert, gelocht, zum Aufschrauben Single running track aluminium anodized, pre-drilled, surface mounted Binario di scorrimento semplice in alluminio, anodizzato, forato, da avvitare esternamente | 2500 mm | 053.3035.250 |
| | 3500 mm | 053.3035.350 |
| | 6000 mm | 053.3035.600 |
| E Doppellaufschiene Alu, zum Schrauben Double running track aluminium, for screw fixing Binario di scorrimento doppio in alluminio, forato, da avvitare | 2500 mm | 053.3315.250 |
| | 3500 mm | 053.3315.350 |
| | 6000 mm | 053.3315.600 |
| Führungsschiene, Kunststoff anthrazit, 7 mm Guide track, plastic anthracite, 7 mm Binario di guida, plastica antracite, 7 mm | 2500 mm | 053.3012.250 |
| | 3500 mm | 053.3012.350 |
| | 6000 mm | 053.3012.600 |



** beidseitig ausgeklinkt/notched on both sides/sganciato su entrambi i lati

Sonderzubehör/Special accessories/Accessori speciali: 64-66